

The **Bravo**, hydraulic twin shaft "mill-feeder" is the perfect solution to create a more homogeneous mill feed for shredders. Explosion risks from LPG, CNG and car fuel tanks are virtually eliminated and the production rate of the main shredder is significantly increased. Electrical power peaks are smoothed out, wear and tear on the main shredder reduced simultaneously optimizing output.

BRAVO: ADVANTAGES

- 1 Benefit to all sizes of shredders
- 2 Operate at very low maintenance cost
- 3 Reduce power costs
- 4 Lower the total cost of processing a variety of material
- 5 Reduce the risk of explosions
- 6 Allow smaller shredder plants to operate at higher production levels by pre-processing oversized or high density bales, scrap cars and other bulky scrap



C. E. G. Srl

Via Cesare Battisti, 77 - 21020 Daverio (VA) - Italy

Tel. +39 0332 947242 | Fax +39 0332 948245 | info@ceg-group.it



CHALLENGE ACCEPTED.


NEXT LEVEL PRODUCTIVITY
WITH HIGHLY EFFICIENT PRE-SHREDDERS

PRE-SHREDDER BRAVO



RED LINE


BRAVO: THE PRE-SHREDDER



The twin rotors of the mill feeder are hydraulically driven and function independently but in synchronization with one another. The two counter-rotating shafts transmit between 550 to 850 hp and rotate at different speeds but with a constant ratio.

Both rotors use highly wear resistant teeth, not blades to feed and tear the scrap. The slower moving main rotor compresses and feeds the scrap towards the counter rotating second rotor. The second rotor spins at a faster rate than the first in order to tear the scrap in to uniformly sized pieces. The hydraulics operated in a closed loop system incorporating an axial piston pump with built in power limiter.

The Bravo, pre-shredder with dual counter-rotating horizontal shafts, is designed to be used upstream of a full sized hammer mill in order to produce a homogeneous size uniformly feed. It is particularly useful in pre-processing heavy or high density scrap, ELV cars or bales in order to streamline the actual shredding process while simultaneously eliminating the risk of explosions.

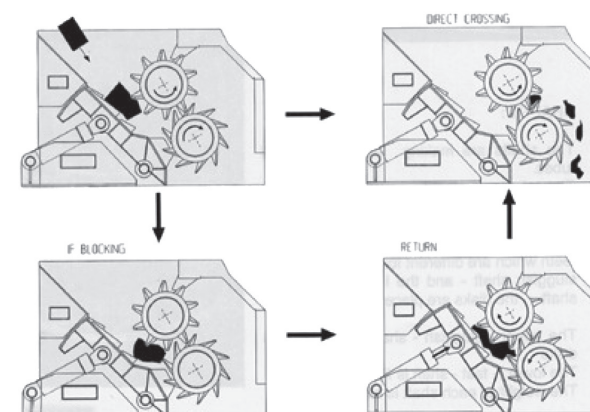


PRESS FLAP



The floor underneath the slow speed rotor is movable ("swinging-floor or press flap"). The press flap has two main functions. One, to allow large bulky scrap items or bales to enter the feeding chamber and two, to compress scrap towards the upper rotor. The press flap can function autonomously or under the operator's command.

OVERLOAD



If the scrap is too dense or too large to pass through the rollers, then an overload situation will occur. During an overload situation the pre-shredder reaches its peak torque level and the hydraulic motors effectively "stall". If set to "automatic" mode, the press flap will return to a neutral position while the rotors turn in the opposite direction freeing the blockage. Once the blockage has been cleared, the rotors revert to their natural state of rotation to continue processing the remaining material.

Product Lines	U/M	B12R	B14R	B16R	B16H
Operating pressure	bar	200	200	250	250
Feeding chamber dimensions (W x L)	mm	2000x2500	2000x2500	2500x3250	2500x3250
Counter-rotating shafts	n	2	2	2	2
Main electric motors power	Kw	275	410	490	610

Low speed rotor:

Rotor speed	rpm	2	2	5	4
Teethed disks diameter	mm	1200	1400	1600	1600
Teeth on each disk	n	8	9	10	10
Teethed disks	n	3	3	4	4
Hydraulic motor	Brand	Hagglunds	Hagglunds	Hagglunds	Hagglunds

High speed rotor:

Rotor speed	rpm	10	10	20	16
Teethed disks diameter	mm	1200	1400	1600	1600
Teeth on each disk	n	8	9	10	10
Teethed disks	n	4	4	5	5
Hydraulic motor	Brand	Hagglunds	Hagglunds	Hagglunds	Hagglunds

Flap power system:

Flap compression force	t	100	100	160	160
Flap electric motor	Kw	55	55	90	90
Cooling fan motors	Kw	1x0.5	1x0.5	1x0.5	1x0.5

Output using mixed grade scrap (50% bales)	t/h	< = 40	< = 60	< = 80	< = 100
Maximum bale density	t/m ³	1.2	1.2	1.4	1.4
Weight of the machine (Ext.)	t	60	90	120	125

WWW.CEG-BALERSSHEARS.COM

A NEW GENERATION OF PRE - SHREDDERS

WWW.TAURUSWEB.IT